

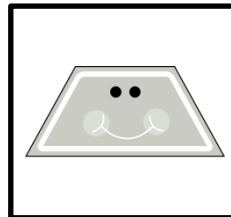

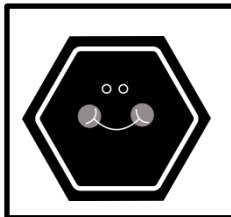



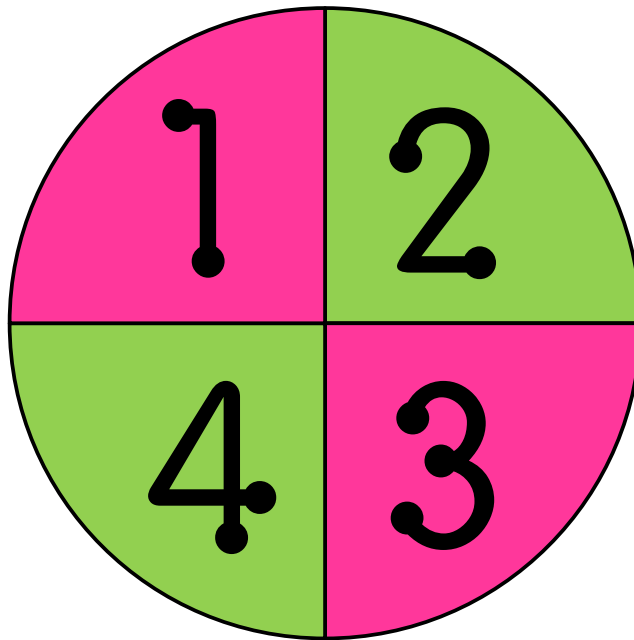






Start



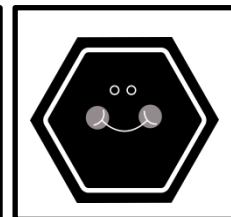





Lose A Turn



Name That Shape



Finish





# Name That Shape

## You need:

- A counter or cube to act as a pawn each.
- A small collection of counters or cubes.

## Instructions:

1. **The shortest** player starts.
2. Each player takes turn to spin the spinner and move the number of spaces spun.
3. If the player can name the shape, he or she collects a counter. If the player is unable to name the shape they move back to their previous position.
4. Play continues in an anti-clockwise direction until all players have landed on or passed the Finish rectangle.
5. Any disputes over the naming of a shape can be checked with the Answer Key.
6. The player who has collected the most counters when all players have passed 'Finish' wins.

From what I've noticed, the British and U.S. call this shape different names:




So I've included 2 answer keys – one which calls the shape a 'trapezium' and one that calls it a 'trapezoid'.

Here's some information I found to explain the names:

<http://www.mathopenref.com/trapezium.html>


# Answer Key




triangle



circle



square




rectangle




oval



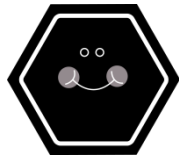
rhombus




pentagon



trapezium




hexagon



octagon



# Answer Key




triangle




circle



square



rectangle




oval



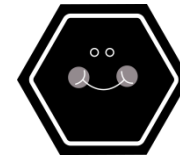
rhombus




pentagon



trapezium




hexagon




octagon



# Answer Key




triangle



square



circle



rectangle




oval



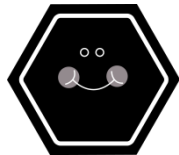
rhombus




pentagon



trapezoid




hexagon



octagon



# Answer Key




triangle




square



circle




rectangle




oval



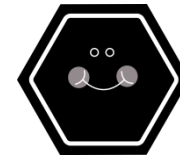
rhombus




pentagon



trapezoid



hexagon



octagon



# Credits:



<http://www.etsy.com/shop/dreamlikemagic>



<http://www.scrappindoodles.com/>



Kristen at <http://www.lovetwoteach.com/>

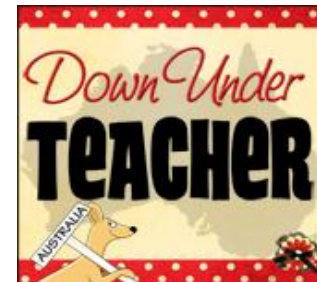
Thank you so much for downloading one of my products. I hope you and your little friends enjoy this game.

Please consider leaving feedback once you have tried it out. You can also email me any questions, concerns or changes you would like made at [downunderteacherblog@gmail.com](mailto:downunderteacherblog@gmail.com).

For lots of freebies and ideas, you can visit my blog at <http://downunderteacher.blogspot.com.au/>

Thanks again

A logo for 'Kylie' featuring a cartoon illustration of a yellow dog with a red collar and a tag that says 'Kylie'. The name 'Kylie' is written in a large, black, cursive font.



© 2012 Down Under Teacher. All rights reserved.

The original purchaser is granted permission to reproduce these pages in limited quantities for their own classroom use only. Duplication for an entire grade level, school, school system or for commercial purposes is strictly forbidden without written permission from the publisher. Redistributing, editing, selling, or posting this item or any part thereof on the Internet (even a personal/classroom website) is strictly forbidden and is a violation of the Digital Millennium Copyright Act (DMCA).

Published 2012 by: Down Under Teacher, Brisbane, Queensland, Australia. [downunderteacherblog@gmail.com](mailto:downunderteacherblog@gmail.com)